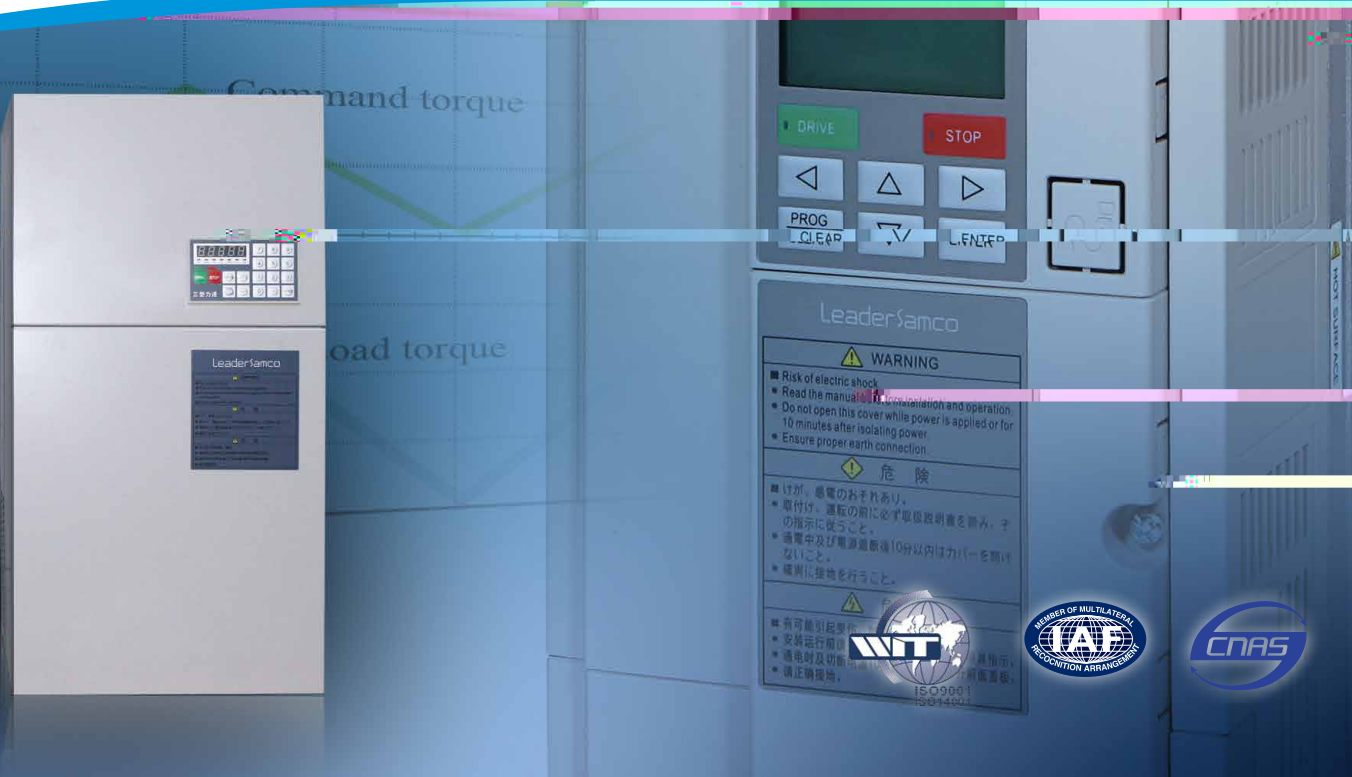




三 壑 力 達

LeaderSamco NS

400V	0.75kW-315kW
200V	0.4kW-0.75kW



NS

33%



LED/LCD
LED/LCD



NS-4A061-B

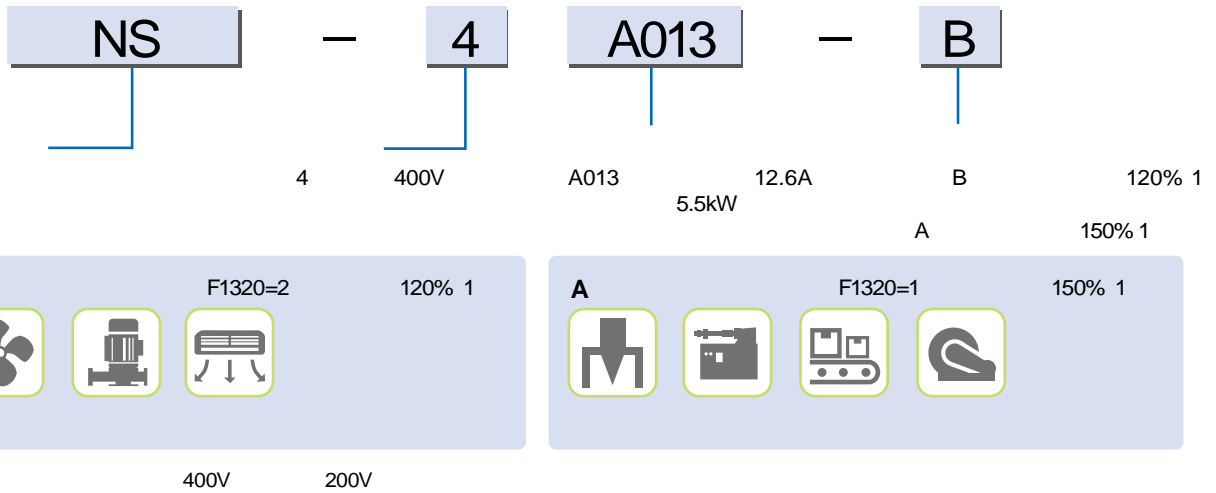
NS 30kW



1		10-100 r/
min	(2Pa•s)	
10		
2	30~500r/min	
		25Pa•s
3	100~800r/min	
4	1~100r/min	

0.7-0.8





400V

NS-4A -X		003	004	006	009	013	017	024	032	038	046	061	076	092	115	152	173	211	253	304	386	426	472	540	590		
B	[kW]	0.75	1.5	2.2	4	5.5	7.5	11	15	18.5	22	30	37	45	55	75	90	110	132	160	200	220	250	280	315		
	[kVA] ¹	2.2	2.8	3.8	6.2	8.7	11.8	16.6	22.2	26.3	34	41	53	64	80	105	120	146	180	211	267	295	327	374	409		
	[A] ²	3.2	4.0	5.5	9.0	12.6	17	24	32	38	46	61	76	92	115	152	173	211	253	304	386	426	472	540	590		
	³	120%-1min																									
	⁴	0.05 240Hz													0.05 60Hz												
A	[kW]	0.4	0.75	1.5	2.2	4	5.5	7.5	11	15	18.5	22	30	37	45	55	75	90	110	132	160	185	200	220	250		
	[kVA] ¹	1.3	2.2	3.3	3.8	6.2	9.4	13.2	17.3	22.2	26.3	34	41	53	64	80	105	120	146	175	211	249	267	295	327		
	[A] ²	2.6	3.2	4.8	5.5	9.0	13.6	19	25	32	38	46	61	76	92	115	152	173	211	253	304	360	386	426	472		
	³	150%-1min																									
	⁴	0.05 400Hz													0.05 60Hz												
⁵	3 380V 460V																										
	3 380V 460V 50/60Hz																										
	-15% +10%													± 5% 3%													
	1%													1%													
	IP20																										
⁶ [kg]	2		4				6				12		15		25		35		45		65		100		125		
⁷	PWM													1k 8kHz													
DC																											

- 1 400V 400V 5
- 2 AC400V 6
- 3 10 1 7
- 4

200V

(NS-	-H0)	0004	0007	-	-
	[kW]	0.4	0.75	-	-
	[kVA] ¹	1.0	1.6	-	-
	[A]	2.6	4.3	-	-
	²	150%-1min			
	³	0.05	400Hz	0.05	60Hz
	⁴	200V 50/60Hz		220V 60Hz	
		1	200V 240V	50/60Hz	
		-15%	+10%	± 5%	3%
		1%	1%		
		IP20			
⁵		2.0kg			
⁶		PWM	1k	8kHz	
DC					

1	200V	220V	4
2	10	1	5
3			6

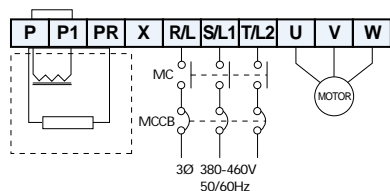
		RS485	
		SANKENLD	Modbus-RTU
		2	RS485
		500m	
		32	247
	[bps]	57600/38400/19200/9600/4800/2400/1200	
		ASC	BINARY
		BINARY	
		8bit	
		1bit 2bit	
		CRC	
	ASC	CR+LF/CR	
	BINARY		

			0.75kW 22kW	30kW 315kW
			V/f /	5
1		PG	0.25 240Hz 1 200/50Hz	2
	/	PG	100rad/sec	± 0.5%
			0.01Hz	
			0.2% 10bit 0 10V 4 20mA 0.4% 9bit 0 5V	0.05% 12bit 0 10V 4 20mA 0.1% 11bit 0 5V
			± 0.01% -10 40	
			± 0.2% 25± 10 3	
			0.05 20Hz 1 10	0.05 20Hz 0.1 10 1 10
			PID	
			RS485 Modbus	
			RS485 Modbus	
			2 0 5V 0 10V 4 20mA	5k 0.3W
			5	8
			DI1	
			1	1
			1	1
			AC250V 0.3A	AC250V 0.3A
			1	2 2C
			1	3
			2 [1 0 10V/1	4 20mA]
LCD/LED			:()	
I/F			RS485 SANKENLD	Modbus-RTU
			DC24V 150mA	
			-10 +50	-10 +40
			-20 +65	4
			95%RH	
			3000m	1000m
			5.9m/s ² 0.6g	JIS C 60068-2-6 IEC60068-2-6

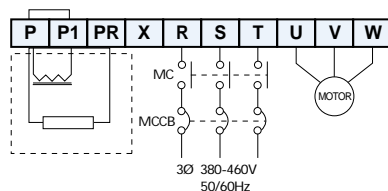
1 2 2 3 4 5V 10V 20mA 5 75kW 400V

400V

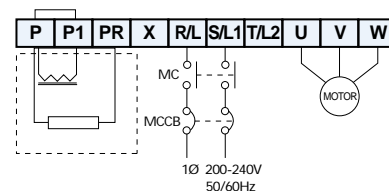
200V



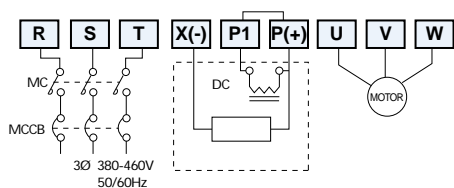
NS-4A003-B ~ NS-4A006-B



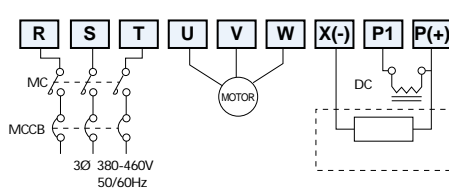
NS-4A009-B ~ NS-4A061-B



NS-0004-H0 NS-0007-H0

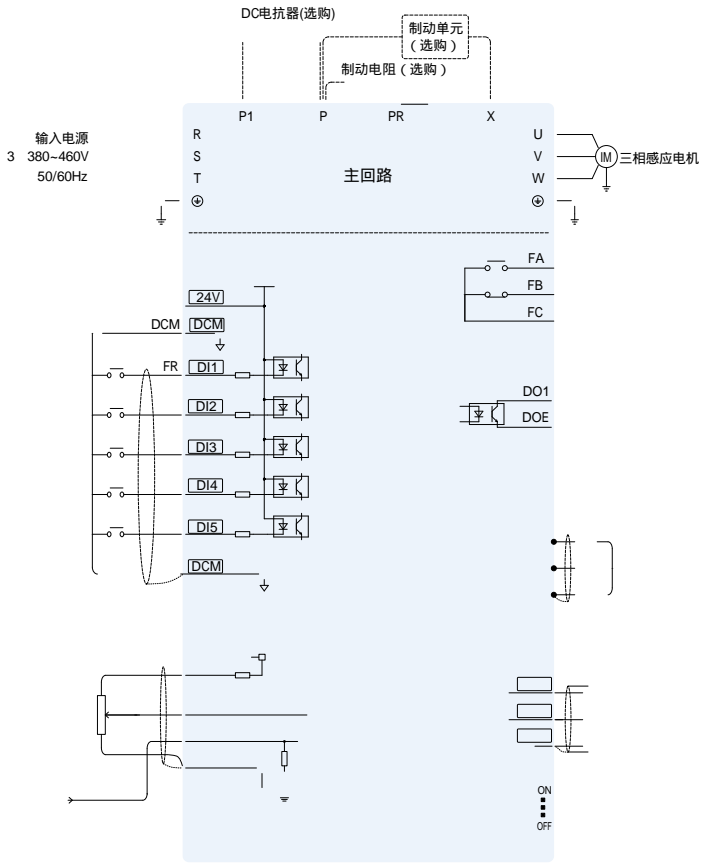


NS-4A076-B ~ NS-4A211-B



NS-4A253-B ~ NS-4A590-B

200V R/L S/L1 T/L2 L N



三 攀

OPE

VF

STOP

555.5

50.00

Hz

DRIVE


STOP



PROG
CLEAR



ENTER



www.sankenld.com

&

899 6 (201203)

(021) 63756555

(021) 63756816

KL1-V13CD4-211000MD
2021.10

214425

