

LeaderSamco-*svc06*

LeaderSamco-*vm06*

PROFIBUS

SC-PB

		.....	- 1 -
1		.....	- 1 -
	1.1	SC-PB .....	- 1 -
	1.2	.....	- 1 -
	1.3	.....	- 1 -
	1.4	.....	- 2 -
2		.....	- 3 -
	2.1	Profibus :.....	- 3 -
	2.1.1	SVC06-0015 0150/VM06-0022 0185.....	- 3 -
	2.1.2	SVC06-0185 0750/VM06-0220 0900.....	!
	2.1.3	SVC06-0900 2500/VM06-1100 3150.....	!
	2.2	(SW2).....	- 8 -
	2.3	(SW1).....	- 8 -
	2.4	.....	- 9 -
	2.5	.....	- 10 -
3	Profibus	.....	- 11 -
	3.1	Profibus .....	- 12 -
	3.2	Profibus .....	- 13 -
	3.2.1	PPO .....	- 13 -
	3.2.2	PKW .....	- 14 -
	3.2.3	PZD .....	- 17 -
	3.2.4	PKW+PZD .....	- 20 -
4		.....	- 20 -
5	GSD	.....	- 21 -



注意安全

PROFIBUS DP

- 
- 

# 1

## 1.1

## SC-PB

	SC-PB (PROFIBUS DP)	SC-PB	
SAMCO-SVC06/VM06	PROFIBUS		SC-PB
PROFIBUS DP			
PROFIBUS			


## 1.2

PROFIBUS DP	X	1
PROFIBUS	X	1
	X	1
M3*10	X	2
M3*6	X	5
35x 17. 2x 14	X	1
45x 17. 2x 18	X	1
35x 8x 9	X	1
	X	2

## 1.3

- 
- 
- 
- 

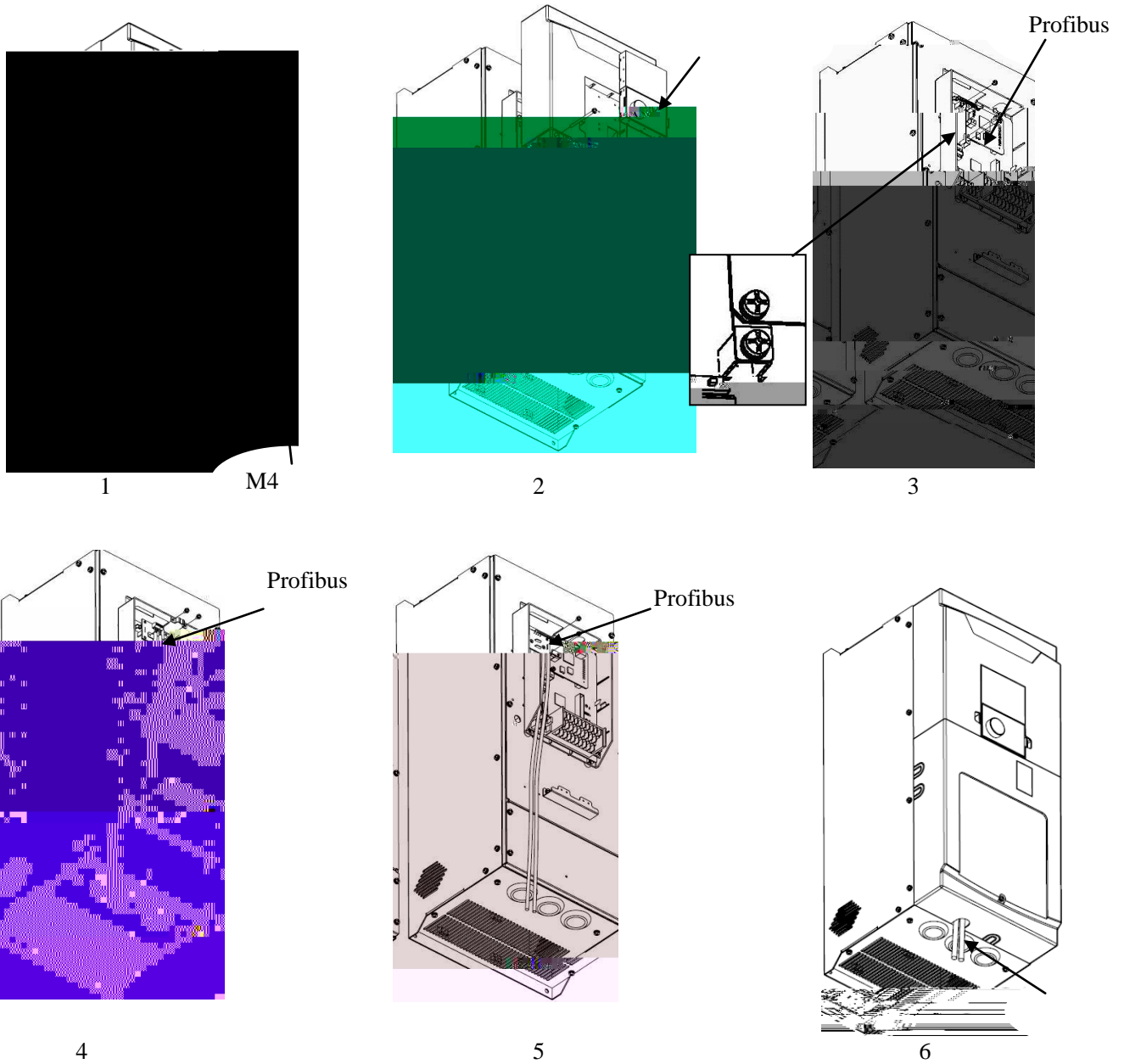
**OTP2**  
 " ON"  
 " ON"





5. Profi bus 180 Profi bus Profi bus  
 2 M3 Profi bus ( 5)  
 6. 5 4 3 2 1 M4 profi bus 6

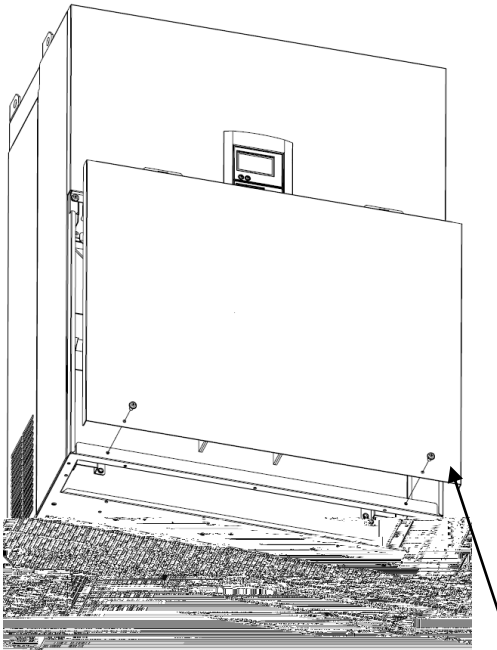
### 2.1.2 SVC06-0185 0750/VM06-0220 0900



1. M4 1  
 2. 2 M4 2  
 3. profi bus 3 M3 3  
 4. Profi bus 4 2 M3 Profi bus

5. Profi bus 180 , Profi bus Profi bus  
 2 M3 Profi bus ( 5)
6. 5 4 3 2 1 M4  
 profi bus 6

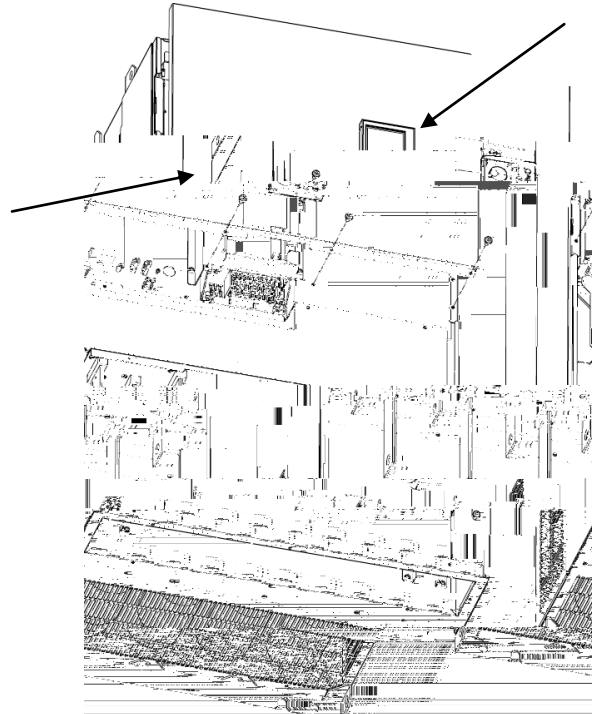
### 2.1.3 SVC06-0900 250/VM06-1100 3150



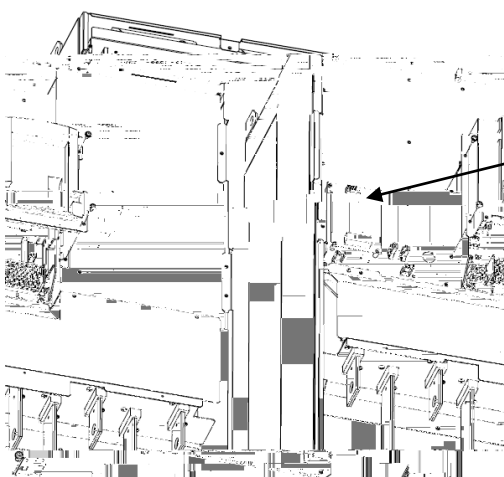
M4

M4

1



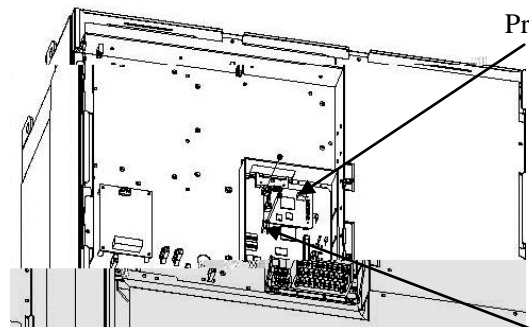
2



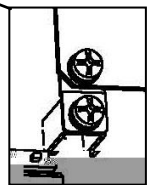
M4



3

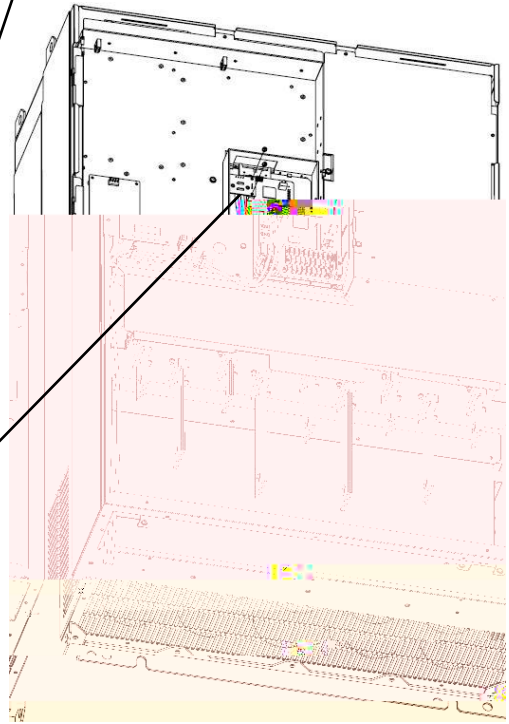
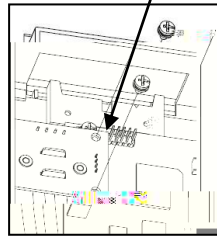
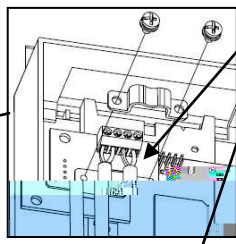



Profibus



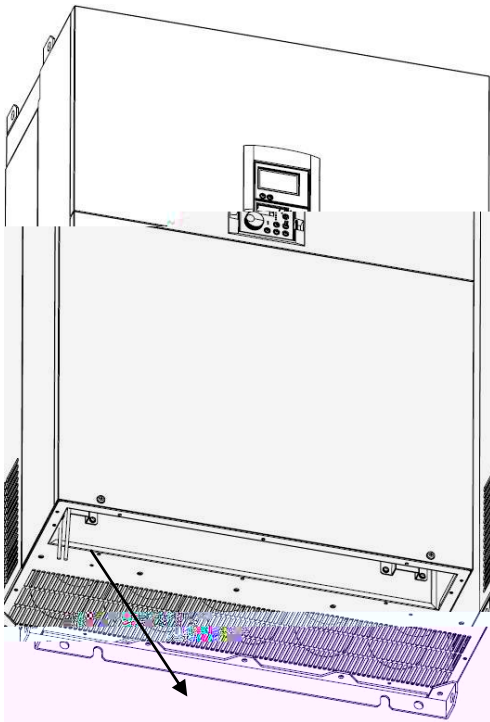
4

Profibus



5

6



7



1. 2 M4 1
2. , 4 M4
- 2
3. 4 M4 ( 3)
4. profi bus 3 M3 4
5. Profi bus
- 2 M3 Profi bus
- 5
6. Profi bus 180 , Profi bus Profi bus
- , 2 M3 Profi bus ,
- ( 6)
7. 6 5 4 3 2 1 M4 profi bus 7

## 2.2

### (SW2)

SW2

SW2	LB	1	2	3	4	5	6	7	8	HB
		bi t0	bi t1	bi t2	bi t3	bi t4	bi t5	bi t6	NUL	

ON	ON	1
OFF		0

3

03H

00000011

OFF, OFF, OFF, OFF, OFF, ON, ON

SW2	1	2	3	4	5	6	7	8
	ON	ON	OFF	OFF	OFF	OFF	OFF	NUL

## 2.3

### (SW1)

Profibus

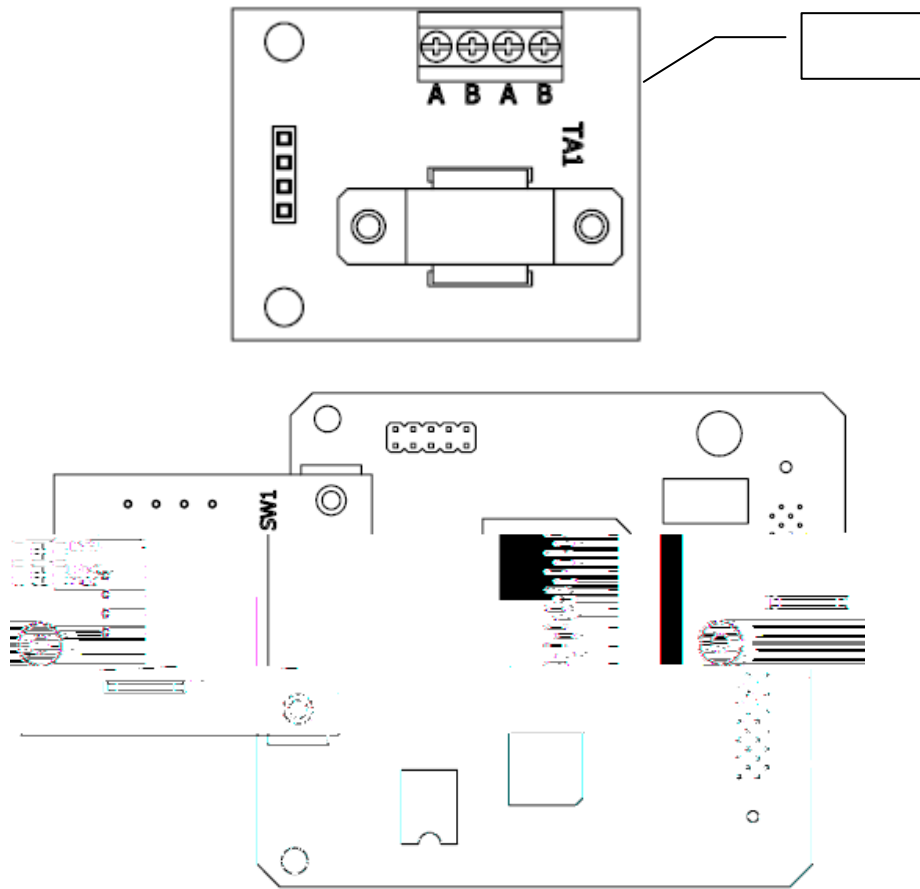
SW1

TR_ON	PD_ON	PU_ON

" ON"

:

## 2.4



TA1:

B: 485 B- B

A: 485 A+ A

Profibus SW1 4 3 1

MG\_ON MG

SG\_ON SG

TR\_ON

● : PLC TA1

● PROFIBUS  
MG/SG

● :


●

●


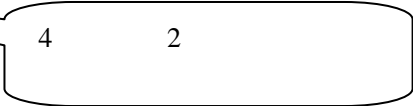
# 2.5



1.



2. 2



3.

# 3 Profibus

- 1. F4005 = 3 profibus dp
- 2. F1101 = 3 , ( )
- 3. F1002 = 22
- F6101 = 11, F1001=3, 4
- 4. F4101 0 600S
- 5. F4102 1:  
2:
- 6. F8302 PPO 1 5
- 6 profibus

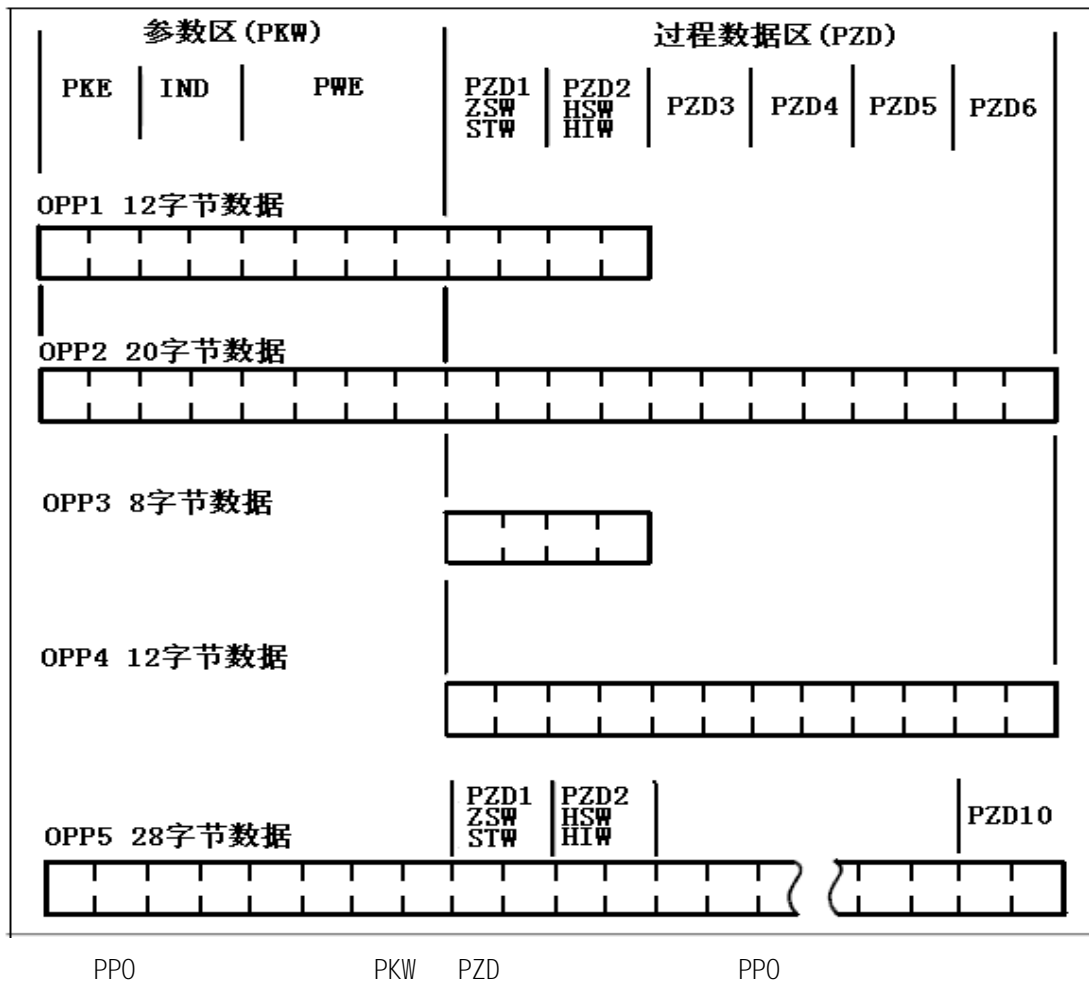
### 3.1 Profibus

F4005		1B	0 1 2 Modbus 3 Profi bus DP	1
F8301	Profi bus	1B		1
F8302	PP0	1B	1 PP01 2 PP02 3 PP03 4 PP04 5 PP05	1
F8303	PZD3	1B	=0	1
F8304	PZD4	1B	=1 PROFIBUS	
F8305	PZD5	1B	=2 " 0"	
F8306	PZD6	1B	=3	
F8307	PZD7	1B	=4 100	
F8308	PZD8	1B	=5 10	
F8309	PZD9	1B	=6 10	
F8310	PZD10	1B	=7	
			=8 10	
			=9 1	
			=10 2	
			=11	
			=12 10	
			=13 VIF1	
			=14 VIF2	
			=15 VIF3	
			=16	

## 3.2 Profibus

### 3.2.1 PPO

Profibus		PP01	PP05	F8302
F8302	=1	PP01		
	=2	PP02		
	=3	PP03		
	=4	PP04		
	=5	PP05		



PP0

PP01			
PP02			
PP03			
PP04			
PP05			

### 3.2.2 PKW

PKW 8bytes PKE 2bytes IND 2bytes PWE 4bytes PKW

/  
1 PKE BIT

BIT	PP0 ( )	PP0
0	PNU PNU	
1		
2		
3		
4		
5		
6		
7		
8		
9		
10		
11	SPM = 0	SPM = 0
12	ID ID	ID ID
13		
14		
15		

PNU 10 /  
PNU





PWE

0		
1		
2		-
3		
4	ID	ID
11		
18		-
101		
102		
103		
104		
105		
106	LV	
107	F1002	
108		
109		

1 < > PKW

PPO

16

PKE		IND		PWE			
BYTE1	BYTE0	BYTE1	BYTE0	BYTE3	BYTE2	BYTE1	BYTE0
13	97	00	00	00	00	00	00

PPO

16

PKE		IND		PWE			
BYTE1	BYTE0	BYTE1	BYTE0	BYTE3	BYTE2	BYTE1	BYTE0
13	97	00	00	00	00	00	FC

PROFIBUS

" 0xFC"

" unknown"

2 < 03 > PKW

PPO

16

PKE		IND		PWE			
BYTE1	BYTE0	BYTE1	BYTE0	BYTE3	BYTE2	BYTE1	BYTE0
13	96	00	00	00	00	00	00

PPO

16

PKE

IND

PWE

PPO

16

PKE		IND		PWE			
BYTE1	BYTE0	BYTE1	BYTE0	BYTE3	BYTE2	BYTE1	BYTE0
73	96	00	00	00	00		04

04      PPO

4 < F1006 > PKW  
PPO 16  
PKE



PZD3	PZD10			
PZD3	F8303	=0		
PZD4	F8304	=1	PROFIBUS	
PZD5	F8305	=2		" 0"
PZD6	F8306	=3		
PZD7	F8307	=4		100
PZD8	F8308	=5		10
PZD9	F8309	=6		10
PZD10	F8310	=7		
		=8		10
		=9	1	
		=10	2	
		=11		
		=12		10
		=13	VIF1	
		=14	VIF2	
		=15	VIF3	

+ +PZD3 PZD10 16

STW	PZD1	HSW	PZD2	PZD3		PZD4		PZD5 PZD10
BYTE 1	BYTE0	BYTE1	BYTE0	BYTE1	BYTE0	BYTE1	BYTE 0	00
04	7F	13	88	00	00	00	00	

+ 16

STW	PZD1	HSW	PZD2	PZD3		PZD4		PZD5 PZD10
BYTE 1	BYTE0	BYTE1	BYTE0	BYTE1	BYTE0	BYTE1	BYTE 0	00
06	07	00	00	00	00	00	1A	

### 3.2.4 PKW+PZD

		PKE	IND	PWE. H	PWE. L	PZD1	PZD2	PZD3--PZD10
	40.96	0	0	0	0	47E	0	0
	40.96	0	0	0	0	47F	1000	0
	40.96	0	0	0	0	C7F	1000	0
	40.96	0	0	0	0	476	1000	0
	40.96	0	0	0	0	4FE	1000	0
	40.96	1396	0	0	0	476	1000	0

## 4

LED

LD1		LCD	PPO SC-PB
LD2			OTP2
PLC LED	DP PLC	LED	1. PLC SC-PB DP (MG/5G)  2.

# 5 GSD

```
=====
; GSD-File for SC-PB Sanken LD
; MLFB :
; Auto_Baud_supp, 12MBaud
;
; File : SankenLD.GSD
=====

#Profibus_DP
; Unit-Definition-List:
GSD_Revision = 1
Vendor_Name="Sanken LD"
Model_Name = "Sanken L.D. SVC06 Profibus"
Revision = "Rev 1.0"
Ident_Number = 0x8
Protocol_Ident = 0
Station_Type = 0
FMS_supp = 1
Hardware_Release = "1.00"
Software_Release = "1.00"
9.6_supp = 1
19.2_supp = 1
93.75_supp = 1
187.5_supp = 1
500_supp = 1
1.5M_supp = 1
3M_supp = 1
6M_supp = 1
12M_supp = 1
MaxTsd_r_9.6 = 60
MaxTsd_r_19.2 = 60
MaxTsd_r_93.75 = 60
MaxTsd_r_187.5 = 60
MaxTsd_r_500 = 100
MaxTsd_r_1.5M = 150
MaxTsd_r_3M = 250
MaxTsd_r_6M = 450
MaxTsd_r_12M = 800
Redundancy = 1
Repeater_Ctrl_Sig = 2
;
; Slave-Specification:
24V_Pins = 2
```

```

;
Implementation_Type = "SPC3"
Bitmap_Device      = "DP_NORM"
Bitmap_Diag       = "bmpdia"
Bitmap_SF         = "bmpsf"
Freeze_Mode_supp  = 0
Sync_Mode_supp    = 0
Auto_Baud_supp    = 1
Set_Slave_Add_supp = 0
Min_Slave_Intervall = 1
;
Modular_Station   = 1
Max_Module        = 1
Max_Input_Len     = 122
Max_Output_Len    = 122
Max_Data_Len      = 244
;
; Module-Definitions:
;
Modul_Offset      = 255
Max_User_Prm_Data_Len = 5
Fail_Safe         = 0
Slave_Family      = 0
Max_Diag_Data_Len = 16
OrderNumber="SVC06 PROFIBUS"

Module = "PPO Type 1" 0xF3, 0xF1;
EndModule;
Module = "PPO Type 2" 0xF3, 0xF5;
EndModule;
Module = "PPO Type 3" 0xF1;
EndModule;
Module = "PPO Type 4" 0xF5;
EndModule;
Module = "PPO Type 5" 0xF3, 0xF9;
EndModule;

```



---

: [www.sankenld.com](http://www.sankenld.com)

---

2021 02

VER-2.24  
TEXC-SC-PB-004A