



..... 7

..... 12

..... 15

..... 20

..... 31













..... 39



.....	225
.....	228
.....	229
.....	233
.....	237
.....	238

[ ]



	<b>危险</b>	危险标识表示，如果忽视该警示，而进行了错误的操作，就可能造成重大的人身伤亡事故。
	<b>注意</b>	

		表示可能会造成危险的事项				
		表示必须提醒注意的事项				
小心物体转动		一般性注意		小心触电		小心
		表示严禁的事项				
禁止使用明火		一般性禁止事项		禁止拆卸		禁止
表示必须强制执行的項目						
	一般性强制項目		必须接地			










1.


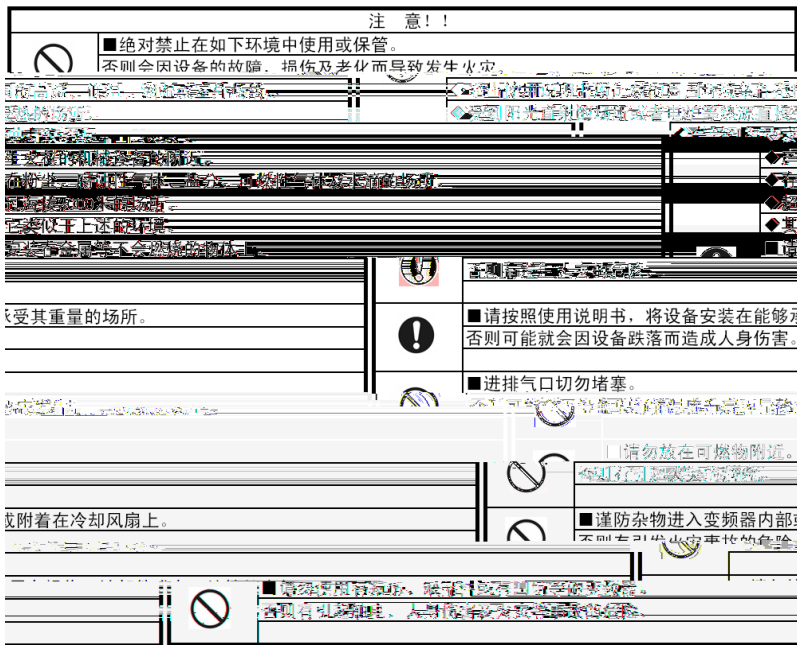
1-1



<b>危 险!</b>	
 <p>■小心触电 绝对禁止卸下盖板，否则会有触电、造成人员伤亡的危险。</p>	
<p>情况时，应立即切断电源，并和销售商取 )，切勿用水进行灭火。</p>	 <p>■小心火灾 从装置中发生异味、异常噪音、冒烟、火花等情况时，请立即切断电源，并和销售商取得联系。 万一发生火灾，请使用电气火灾用灭火器（干粉</p>

1-2











<b>注 意!</b>	
 <p>在启动装置之前，先确认装置的安全状况，然后按照使用说明书进行正确操作。</p>	<p>否则可能会导致触电等事故的危险。</p>
 <p>■在装置周围，切勿吸烟和使用烟火。 否则可能会导致火灾等事故。</p>	
 <p>□设备上面切勿放置有水的容器，如花瓶等。 否则可能会导致触电等事故。</p>	
 <p>□切勿坐在或站在设备的上面，也不要倚靠或当作踏板， 否则会导致翻倒而导致人身伤害。</p>	
 <p>□切勿将棍棒、手指等插入风扇。 转动的风扇会使人受到伤害。</p>	
 <p>□运转中，输入端子和输出端子之间切勿短路。 电流流过产生电弧会导致人员灼伤和视觉损害。</p>	
 <p>□绝对禁止在以下的场合使用。 (1) 与人的生命直接相关的医疗设备等。</p>	









<b>危 险!</b>	
	<p>■请委托专业人员进行布线施工。 布线施工不当可能造成触电和火灾。</p>
	<p>■请勿将交流电源连接到输出端子 (H、V、W) 上。</p>
	<p>■请勿在超过额定电压的情况下使用。 否则有引起人身伤害和火灾的危险。</p>
<p>勿将电阻直接接在直流端子 (P、X) 上。</p>	
<p>■请确认产品的额定电压和交流电源的电压是否一致。 危险。</p>	
<p>■所用电缆的种类和线径，请采用使用说明书指定的电缆。</p>	
<p>■布线，务必在设备固定后进行。</p>	

<b>注 意!</b>	
<p>■变频器 电机及布线会发生干扰，请注意外围设备的误动作。</p>	
<p>■输入输出端子接线，请务必按照端子图进行接线。</p>	
<p>否则将有触电和火灾的危险。</p>	





<b>危 险!</b>	
	<p><input checked="" type="checkbox"/> 务必在安装好前盖板后才可接通输入电源。另外，请勿在电源接通期间卸下盖板。</p> <p> 否则有触电的危险。</p>
	<p><input checked="" type="checkbox"/> 请勿用潮湿的手操作开关。</p> <p> 否则有触电的危险。</p>
变频器的端子。	<p><input checked="" type="checkbox"/> 在变频器的电源接通期间，即使电机处在停止状态，也不要触摸变频器端子。</p> <p> 否则有触电的危险。</p>
请勿靠近电机设备。	<p><input checked="" type="checkbox"/> 如果选择了再启动功能，设备在报警停止时就会突然重新启动，所以请保持安全距离。</p> <p> 如果选择了再启动功能，设备在报警停止时就会突然重新启动，所以请保持安全距离。（请将系统设计成即使再启动时也能确保人身安全）。</p>
重新启动，务必先断开运行。	<p><input type="checkbox"/> 请务必将报警复位后再重新启动。</p> <p> 否则有引起人身伤害的危险。</p> <p><input type="checkbox"/> 如果在运转信号锁定状态下进行报警复位操作，设备会突然重新转动信号后再解除报警。</p> <p> 否则有引起人身伤害的危险。</p>
电机或机械设备的	<p style="text-align: center;"><b>注 意!</b></p> <p><input type="checkbox"/> 由于散热片、风扇片特殊的温度会变得很烫，那以请勿触摸。</p> <p> 否则有被烫伤的危险。</p> <p><input type="checkbox"/> 由于变频器可以很迅速地设定从低速到高速的运转，请在充分确认允许范围后，再运转。</p> <p> 否则有引起人身伤害的危险。</p> <p><input type="checkbox"/> 请务必保持制动时，请另外设置制动器。</p> <p> 否则，有引起人身伤害的危险。</p>
	<p> 请务必在启动前确认所有安全装置。</p>

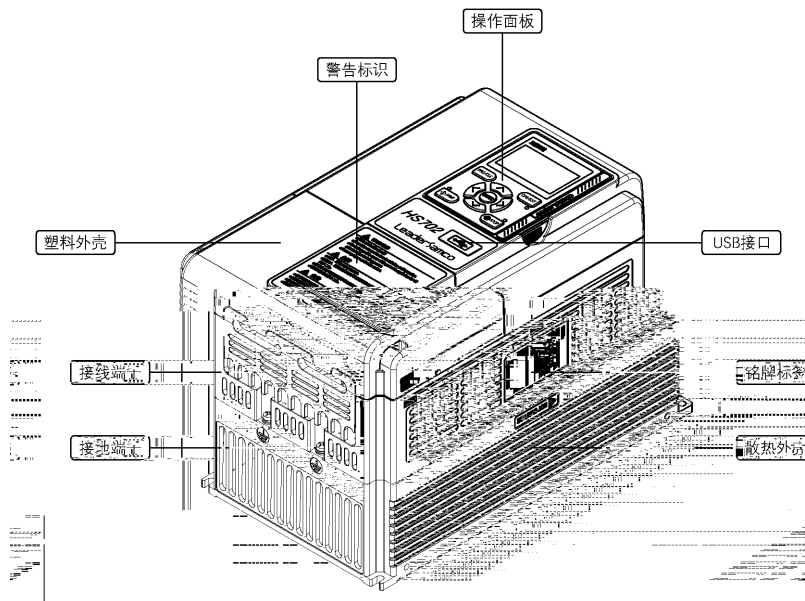
<b>注 意!</b>	
	<p><input checked="" type="checkbox"/> 除专业电气施工人员外，其他人员不可进行维护、检查和更换零部件等作业。</p> <p> 否则有引起人身伤害的危险。</p>
(充电) 指示灯熄灭后，	<p><input checked="" type="checkbox"/> 进行维护和检查时，请将输入电源断开 (OFF)，待 [CHARGE] 指示灯熄灭后，方可进行。</p> <p> 否则有触电和人身伤害的危险。</p>

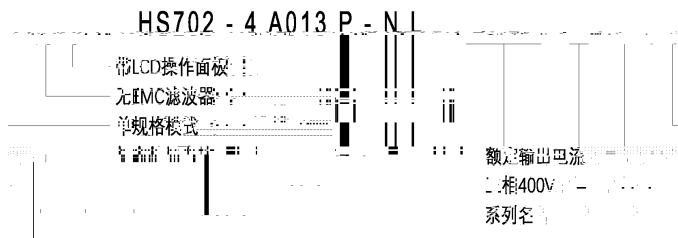
1-8

注 意!	
	■废弃本产品时, 请委托专门的工业废弃物处理机构进行处理。
	伤害。


1-9

危 险!	
	■严禁擅自对产品进行改造。
	■本产品是为三相感应电机运转而设置的。所以不能用于单相电机或其它的用途。否则有引起火灾事故的危險。
	■不能将本产品用于与生命维持装置等与人体危險有直接关系的场合。否则有引起事故的危险。
品发生故障而可能引起重大事故、或引发重大损失时, 对于这类设备请配置	
事故的危險。	■由于本产品 安全装置。 否则有引起





**三垦力達®**

变频器规格	MODEL: HS702-4A013P-N-L	变频类别
输入电压	SOURCE: 3PH 380-460V 50/60Hz	输入规格
输出电流	OUTPUT: 12.5A	输出规格
电机	MOTOR: Max. 6.5kW	标准范围
过载能力	OVERLOAD: 120% 3min	过载率
产品编号	SERIAL No. C123456789	产品号
重量	MASS: 3.5kg	产品重量
外形图		条形码

SANKEN L.D. ELECTRIC  
(JIANG-YIN) CO., LTD.

2-4

3.

3-1

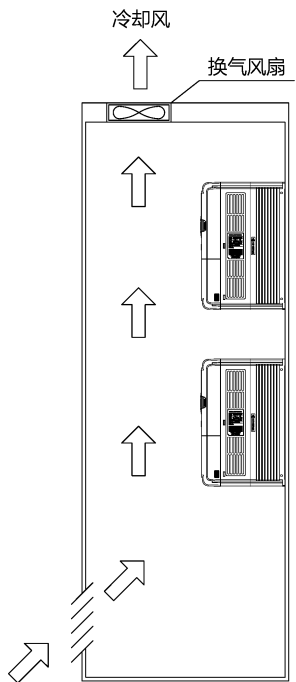
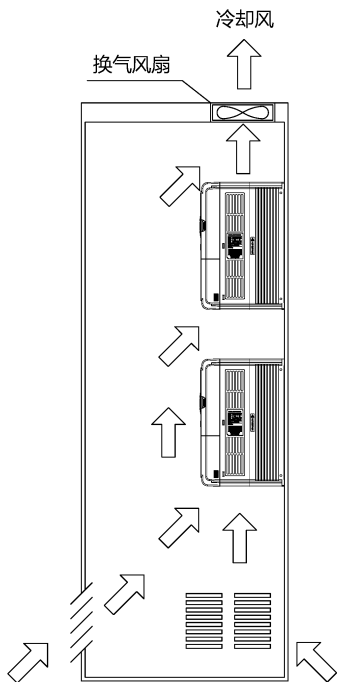
3-1

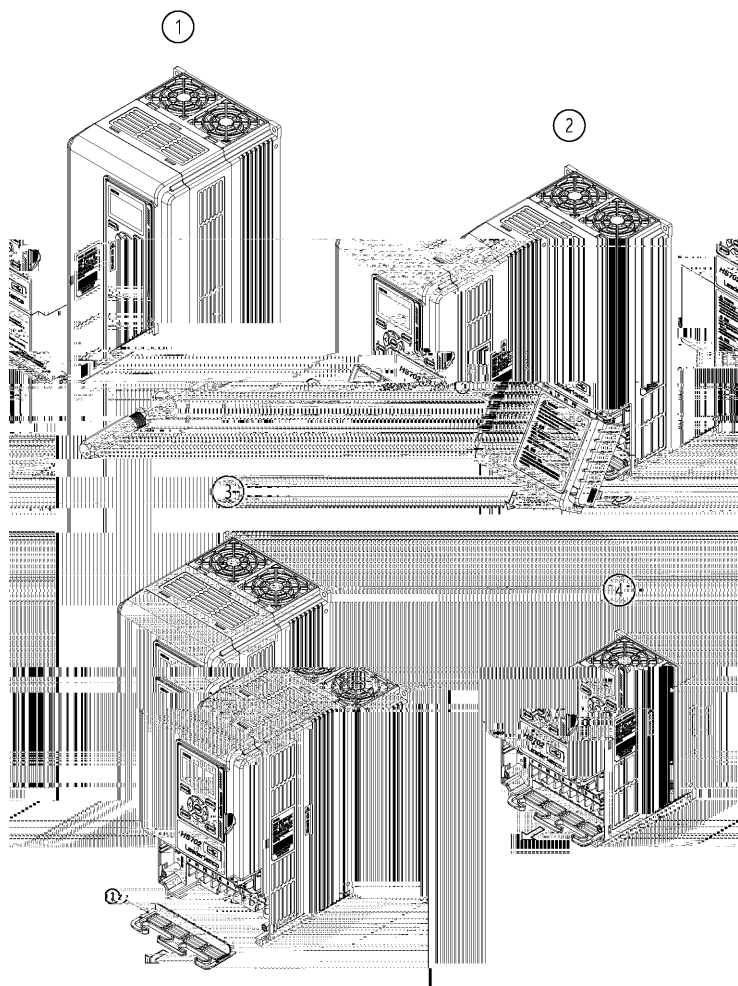

3-2


3-2

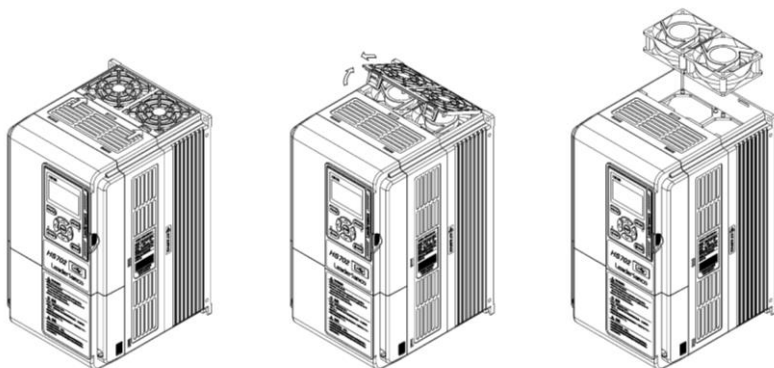


---

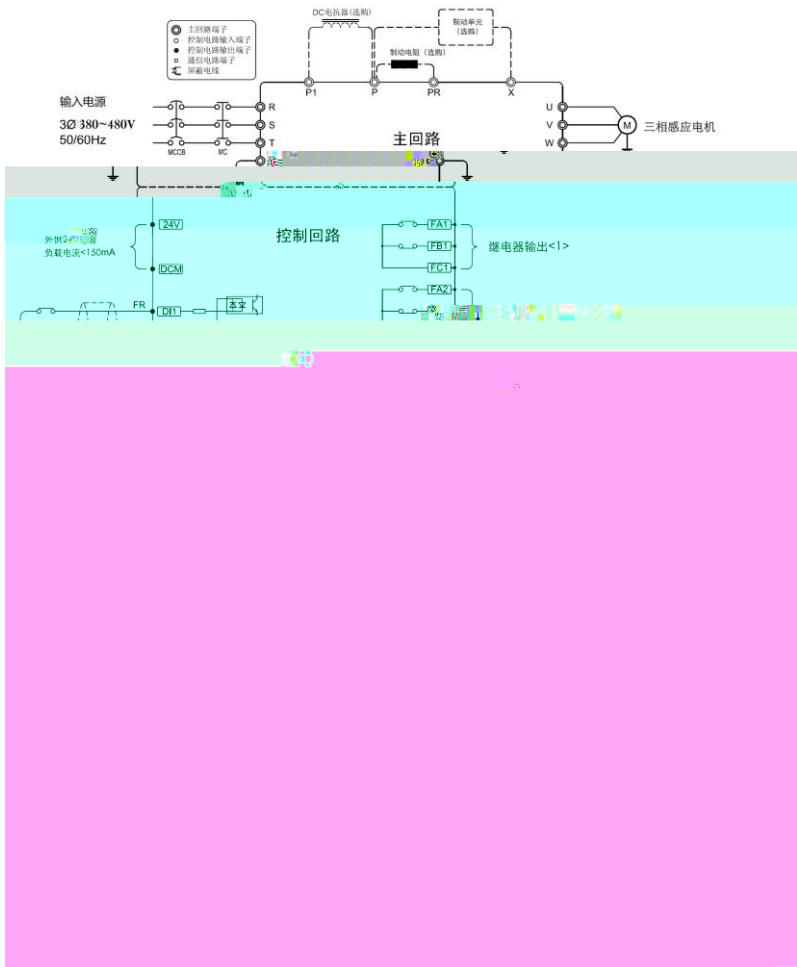




2




3



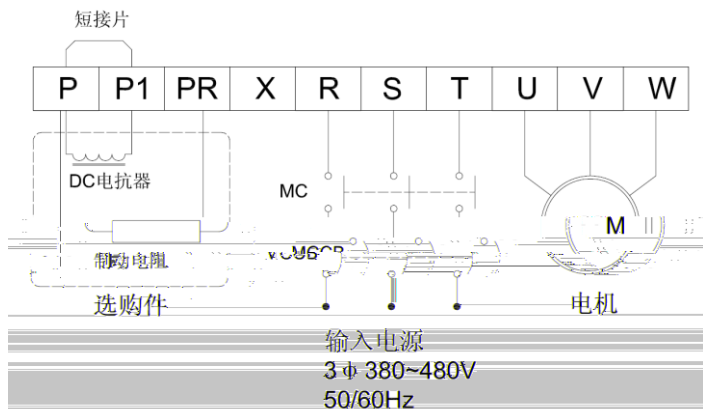
4-2

4-2-1

4-2-2

400V




4-2-3


4-3-1

4-3-2

4-1







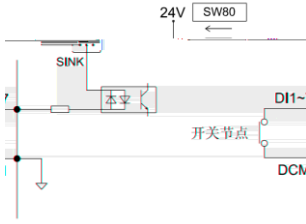

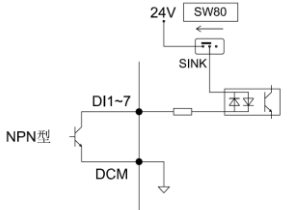
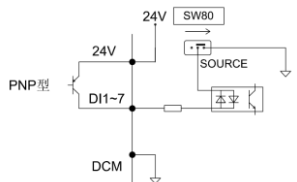
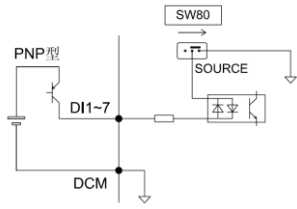
4-5

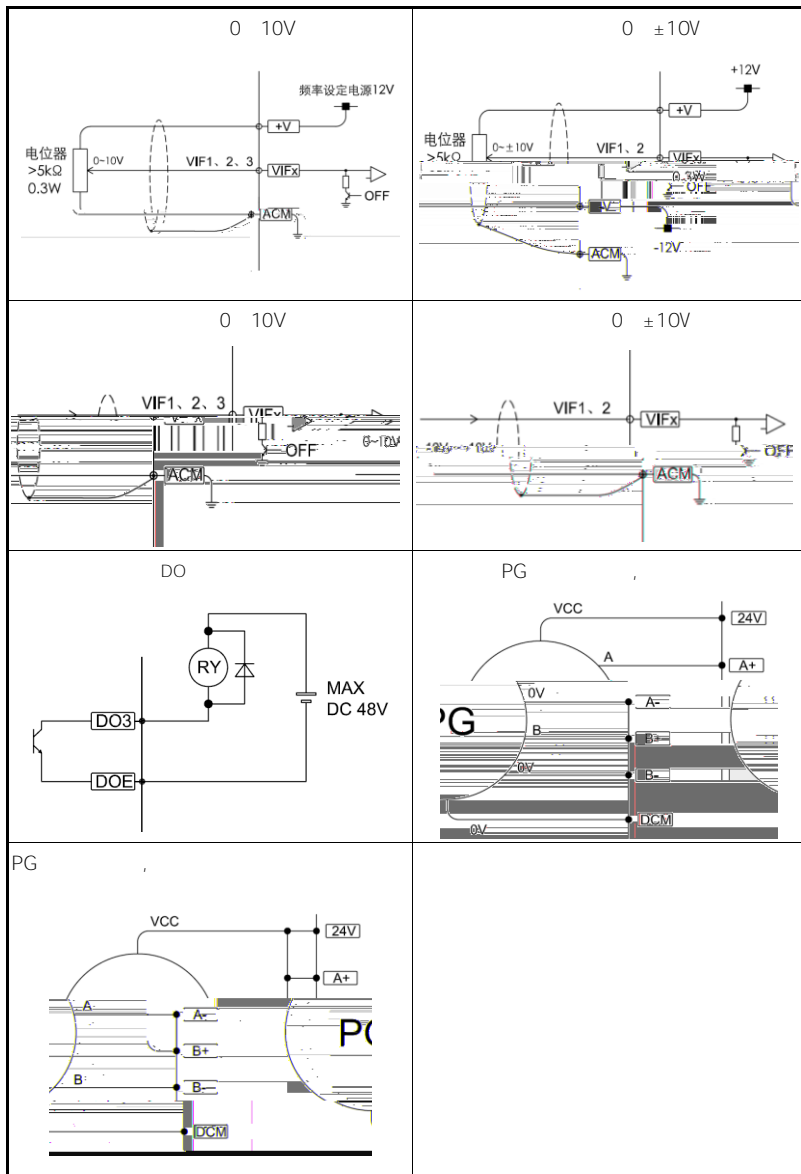
4

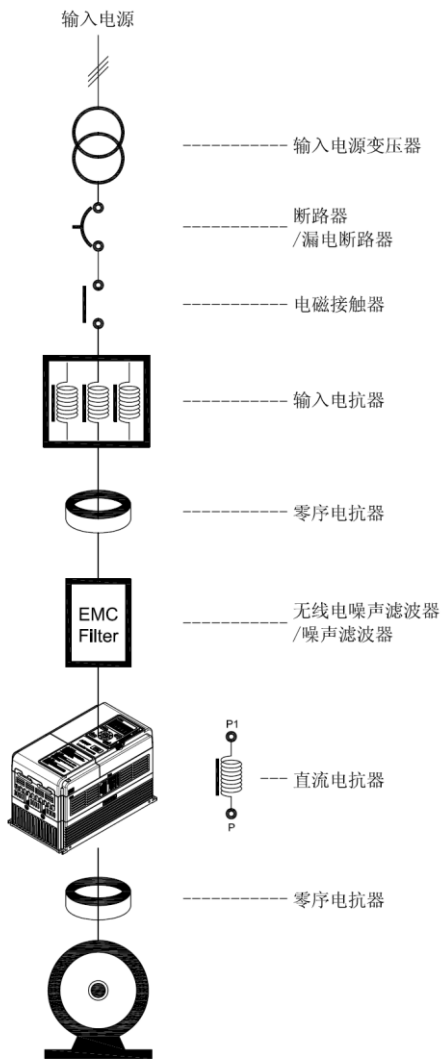

4-5-4

DC24V

DI















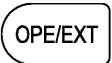


- 
- 
- 
-



- 
- 

5-2





5-3




5-3-1

5-3-2 LCD

<b>OPE</b>	
<b>EXT</b>	
<b>COM</b>	
<b>RUN</b>	
<b>STOP</b>	
<b>WAIT</b>	
<b>FWD</b>	
<b>REV</b>	
<b>DC</b>	

<b>VF</b>	
<b>VEC</b>	
<b>OPT</b>	
	
	
	
	

5-3-3

5-2

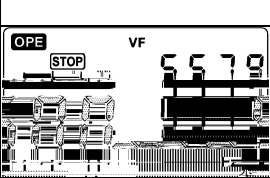
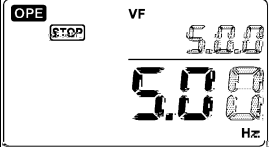
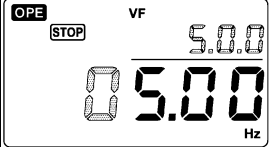
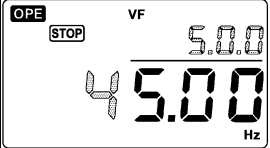
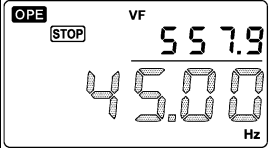

5-3


5-4

--	--	--

5Hz

45Hz


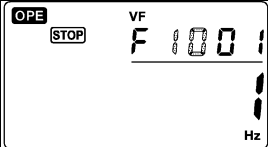
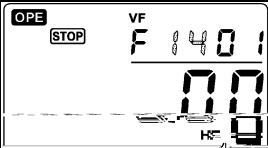
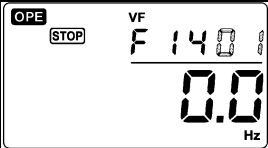
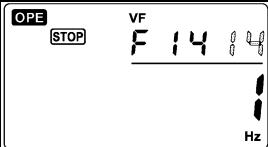
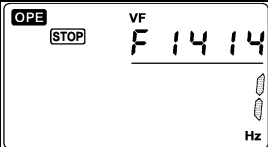
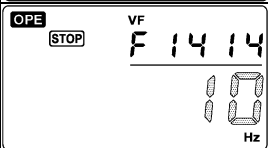
		
		
		
		
		

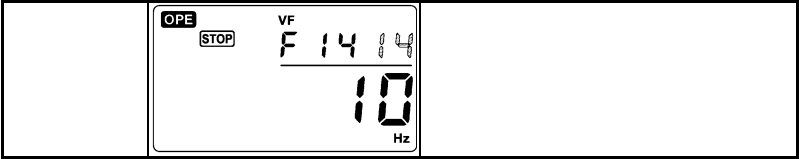


50.00

5-4

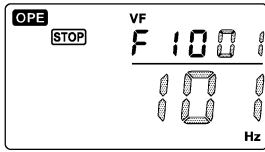
5-4-1

		
	 <p>OPE STOP VF F 100 Hz</p>	
	 <p>OPE STOP VF F 140 0.0 Hz</p>	
	 <p>OPE STOP VF F 140 0.0 Hz</p>	
	 <p>OPE STOP VF F 1414 Hz</p>	
	 <p>OPE STOP VF F 1414 Hz</p>	
	 <p>OPE STOP VF F 1414 1.0 Hz</p>	



5-4-2

	<p>OPE STOP VF F 100.1 10 Hz</p>	
	<p>OPE STOP VF F 100.1 10 Hz</p>	
	<p>OPE STOP VF F 100.1 10 Hz</p>	
	<p>OPE STOP VF r-READY 10 Hz</p>	<p>r-READY</p>



6.

6-1

6-1-1



6-1-3

1

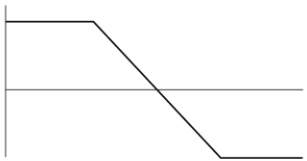
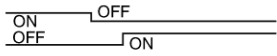
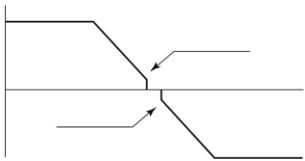
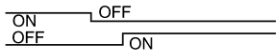
6-1-4

6-1


6-2



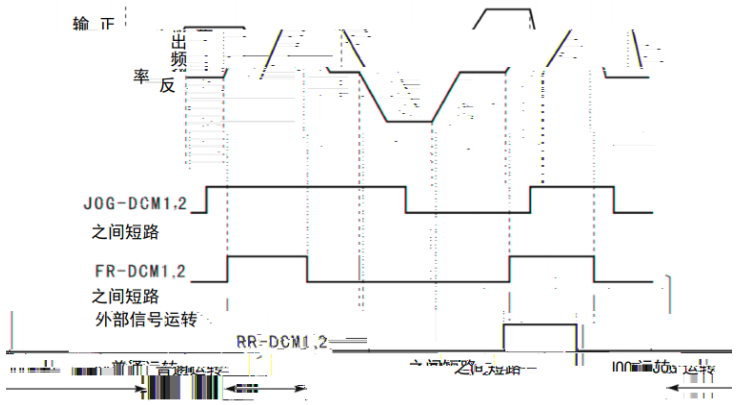




6-2

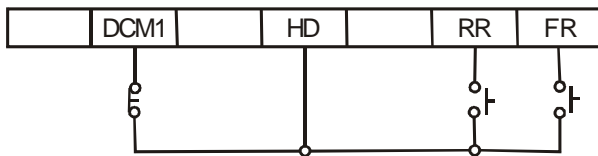
6-2

6-2-1 JOG



6-3 JOG

6-2-2

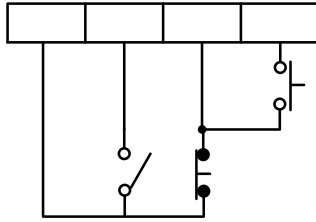


6-4

6-2-3

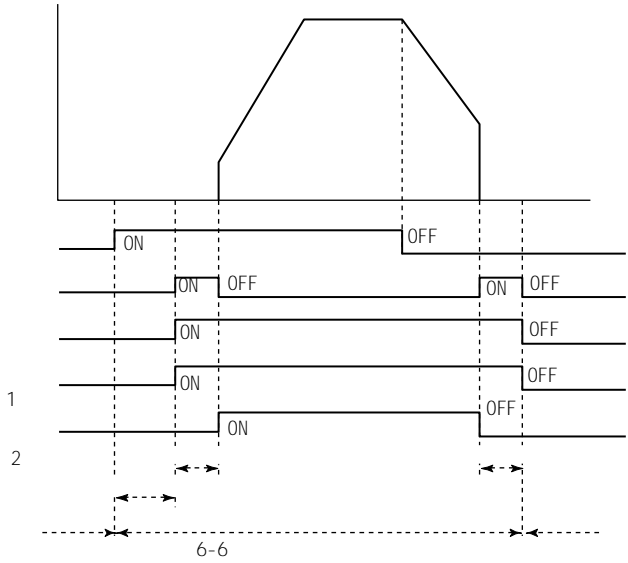
MBS

6-2-4



6-5






















--	--	--	--	--	--



--	--	--	--	--







--	--	--	--	--





















7-2-9

F5XXX

F5XXX				

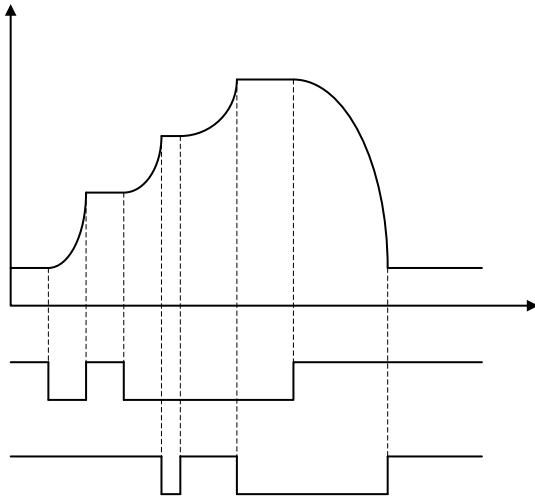
—







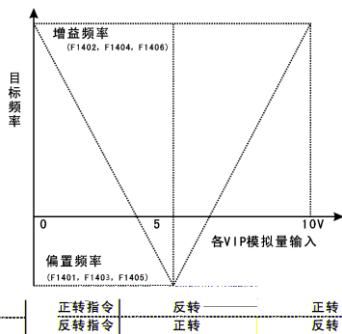


---



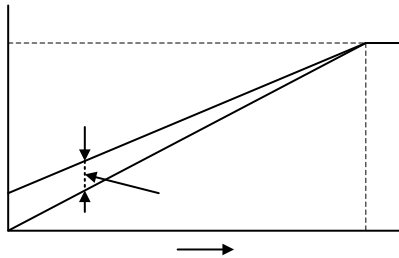
•

•

\_\_\_\_\_

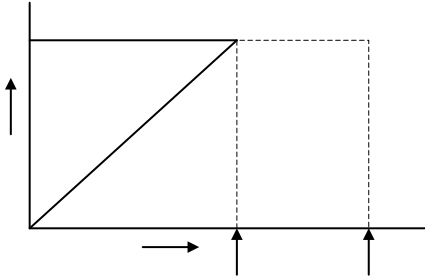



--	--

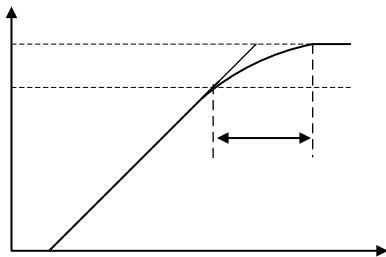


- 
-









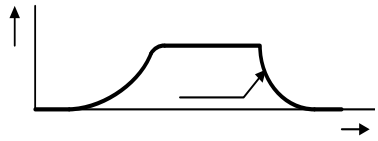
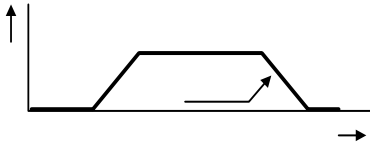
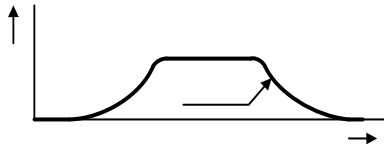
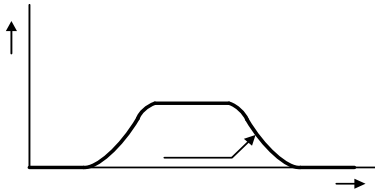







---

\_\_\_\_\_



[Redacted]	

\_\_\_\_\_







- 

- 


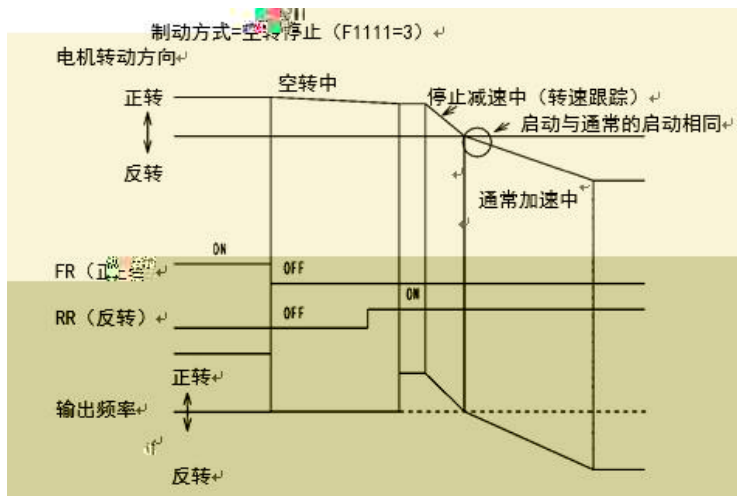
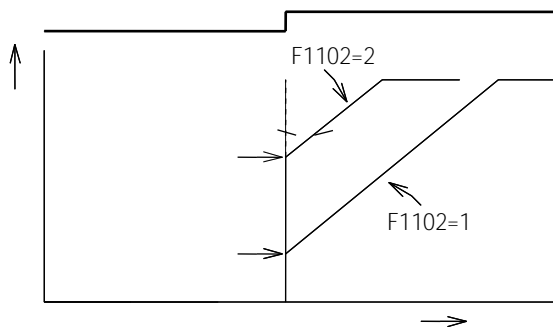

- 


-





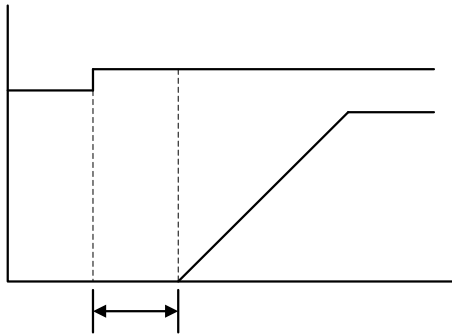












•


•

**████████**


•

•

**████████**







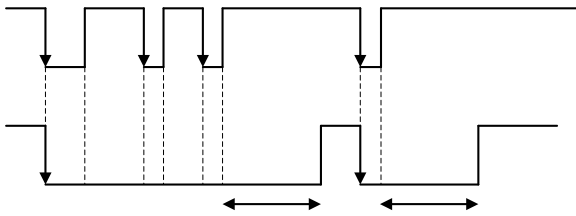

•




- 
- 


- 
- 







\_\_\_\_\_

\_\_\_\_\_





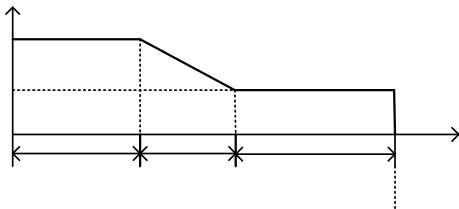
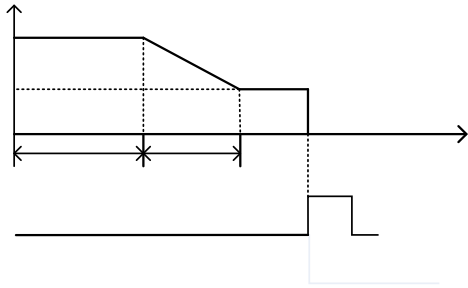
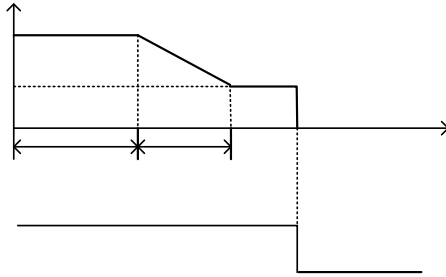







•

•




[Redacted]

- 
- 

[Redacted]

[Redacted]





[Redacted]

---

F1001=2 3 4 5 6




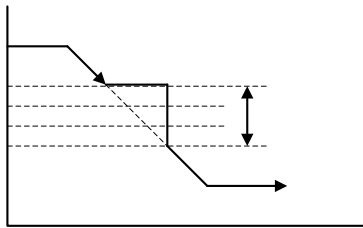
F1001=6








\_\_\_\_\_






**██████████**


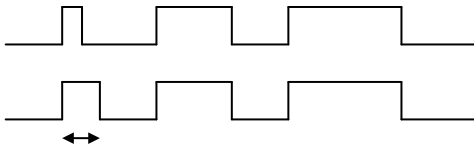

**██████████**


•


•




\_\_\_\_\_




\_\_\_\_\_


- 
- 








--	--	--	--	--

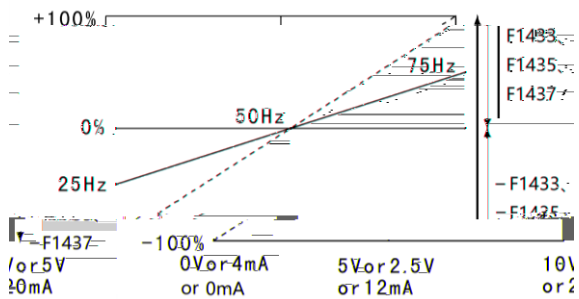
7-3-2





--	--

























\_\_\_\_\_

[Redacted]	



[Redacted]	

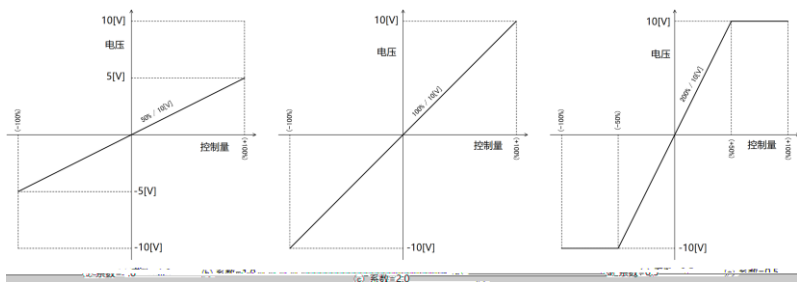
--	--

$$VIF1_{zw} = (VIF1_{max} - VIF1_{cen}) \times \frac{F[1429]}{100}$$

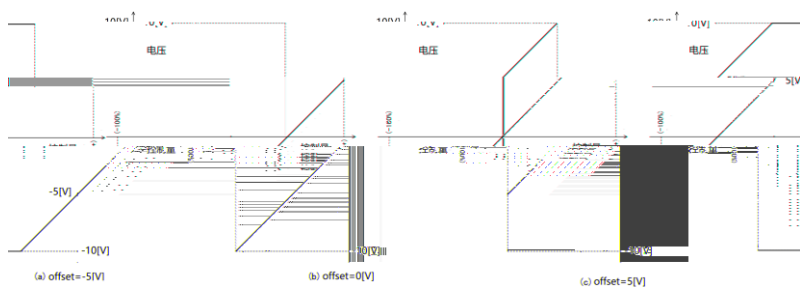
$$VIF2_{zw} = (VIF2_{max} - VIF2_{cen}) \times \frac{F[1430]}{100}$$

$$VIF3_{zw} = (VIF3_{max} - VIF3_{cen}) \times \frac{F[1431]}{100}$$








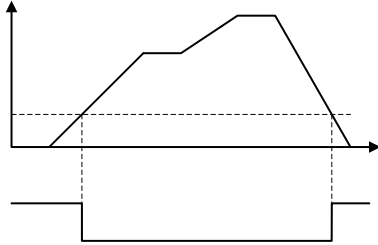










\_\_\_\_\_




\_\_\_\_\_












--	--



--	--	--	--	--


























---

---

---



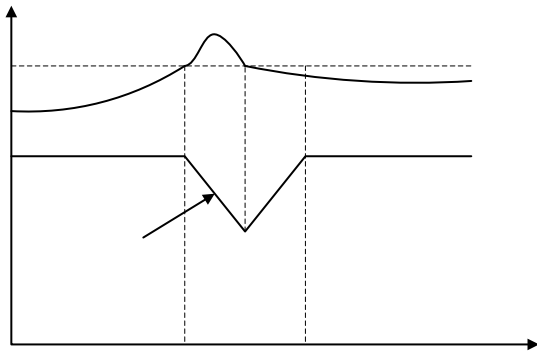




---










\_\_\_\_\_




ou lu







--	--


--	--


--	--


•


•



7-3-4



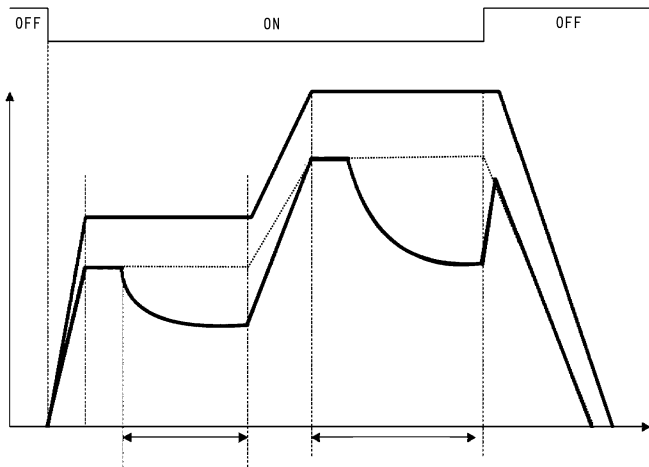










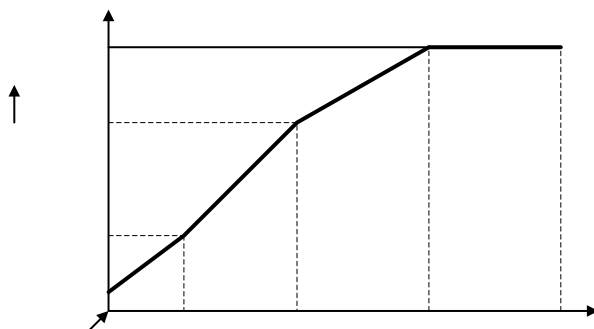


V-f


	•			
	•			
	•			




V/f




[Redacted]	[Redacted]
	[Redacted]
	[Redacted]

[Redacted]	[Redacted]	[Redacted]	[Redacted]	[Redacted]
------------	------------	------------	------------	------------

7-3-5










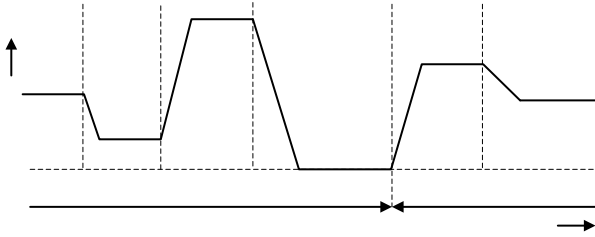


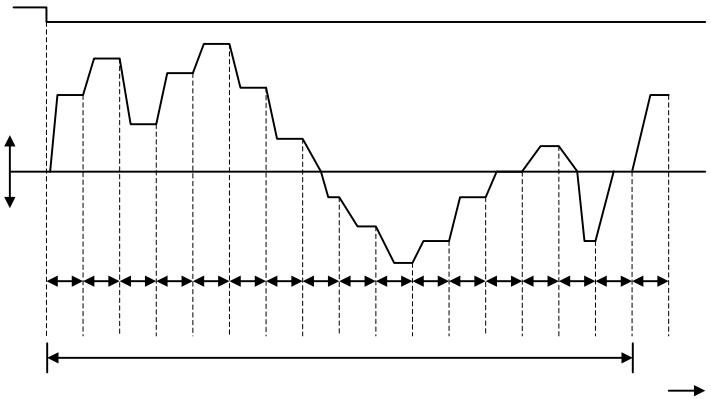
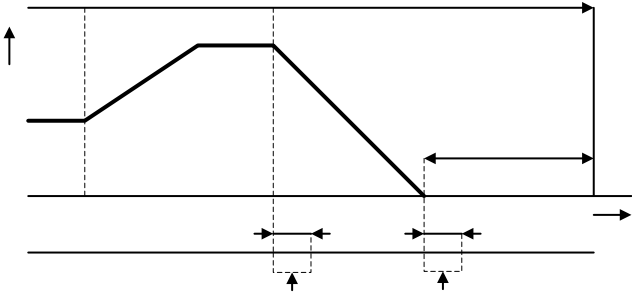


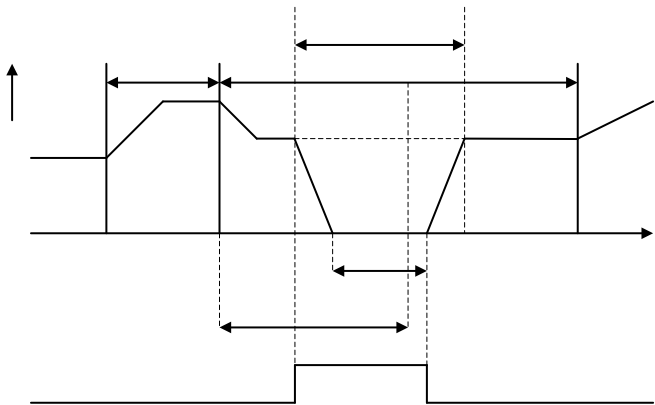

[REDACTED]	
[REDACTED]	







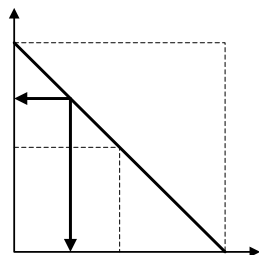
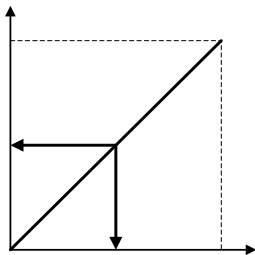
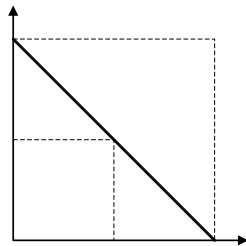
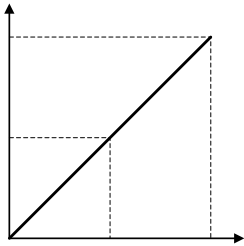



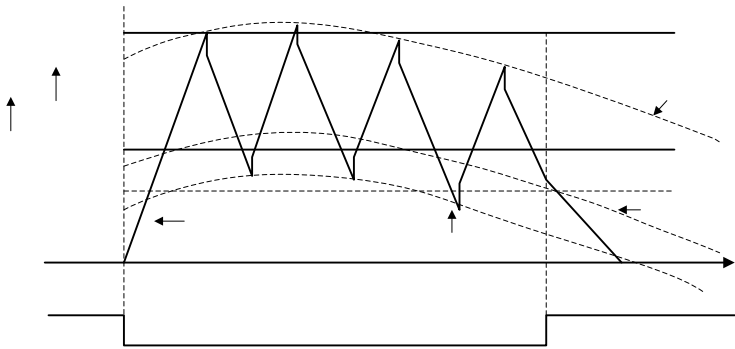


























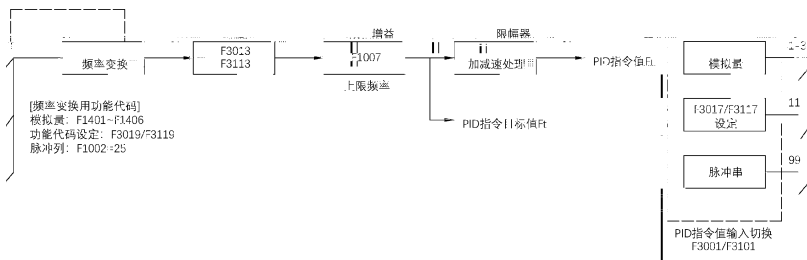

---

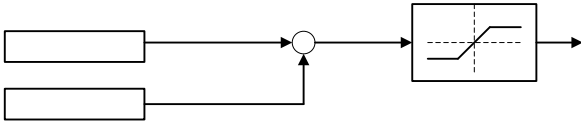


[Redacted]	

---





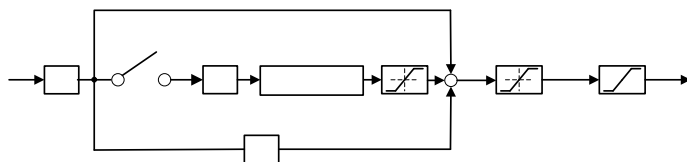





\_\_\_\_\_

\_\_\_\_\_

\_\_\_\_\_




[Redacted]	

---

[Redacted]	

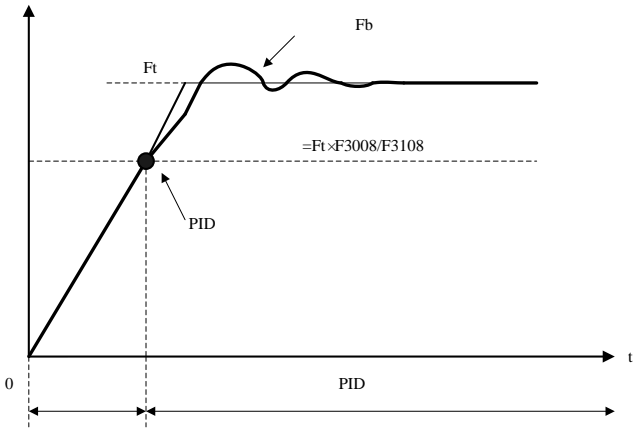
---


---



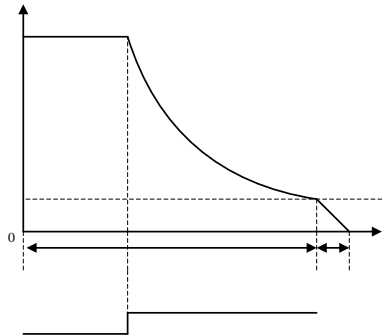
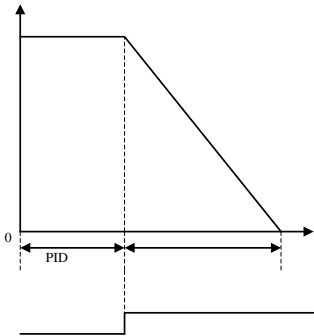

---


---






---



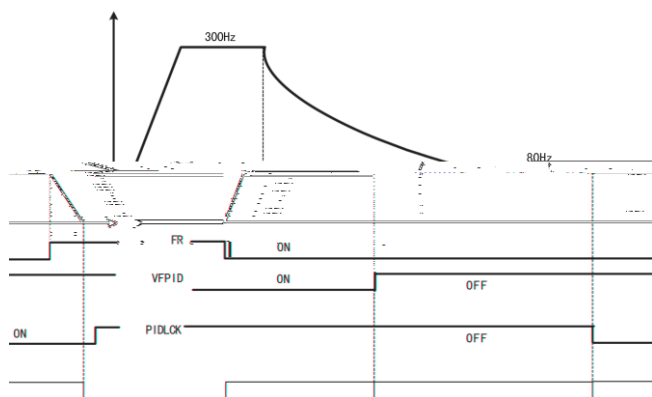


FbEr

GAL 1




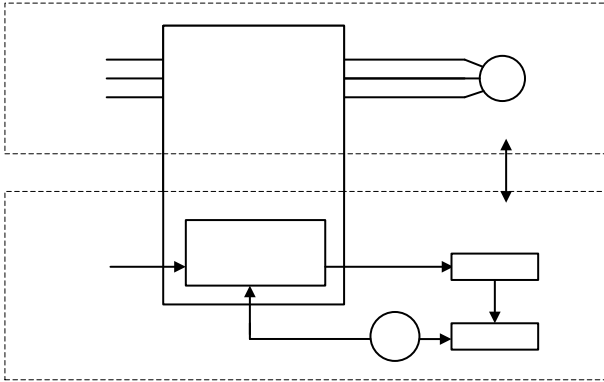
\_\_\_\_\_



PID

---


PID



\_\_\_\_\_


\_\_\_\_\_




---


---

7-3-7
























--	--




7-3-8






---


---







\_\_\_\_\_






\_\_\_\_\_

\_\_\_\_\_


\_\_\_\_\_





E<sub>xxxx</sub> Er C







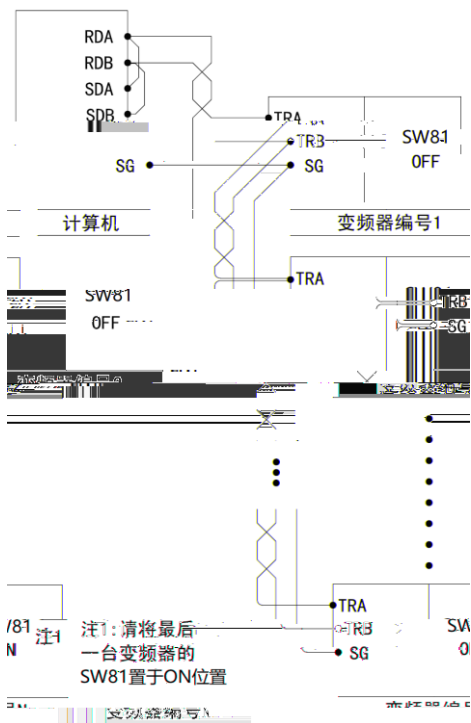






7-4

7-4-1



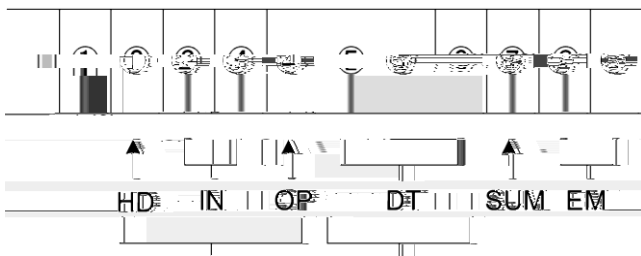








7-4-5




			<table border="1" style="margin-left: auto; margin-right: auto;"> <tr> <td>(1)</td> <td>(2)</td> <td>(3)</td> <td>(4)</td> <td>(5)</td> <td>(6)</td> <td>(7)</td> <td>(8)</td> <td>(9)</td> </tr> <tr> <td colspan="4" style="text-align: center;">└──────────┘</td> <td colspan="5" style="text-align: center;">└──────────┘</td> </tr> </table>	(1)	(2)	(3)	(4)	(5)	(6)	(7)	(8)	(9)	└──────────┘				└──────────┘				
(1)	(2)	(3)	(4)	(5)	(6)	(7)	(8)	(9)													
└──────────┘				└──────────┘																	




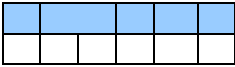
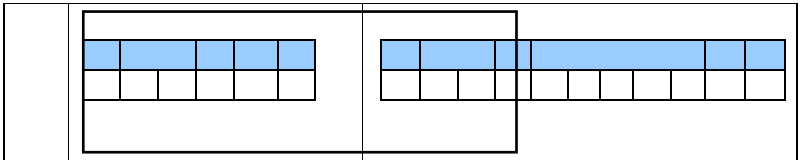




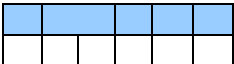
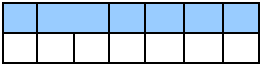
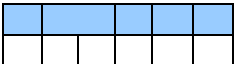
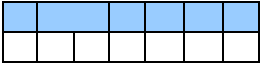
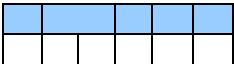
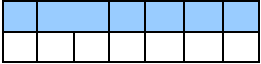
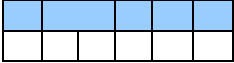
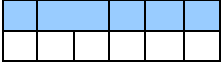
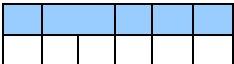
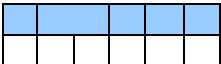
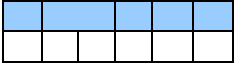
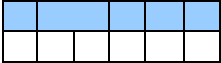
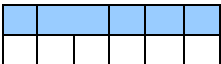
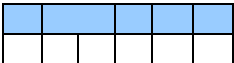
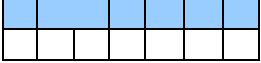
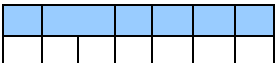
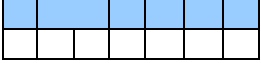

-0500

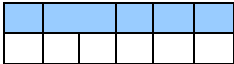
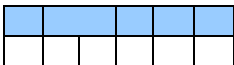
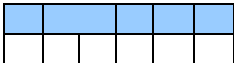
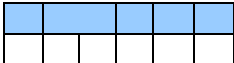
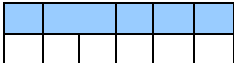
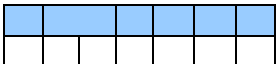


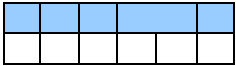
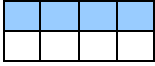
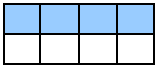
↑    ↑    ↑    ⌊    ↑  
HD IN OP DT SUM



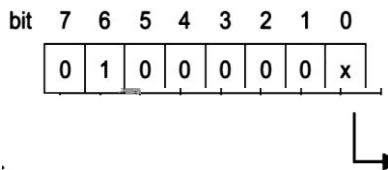
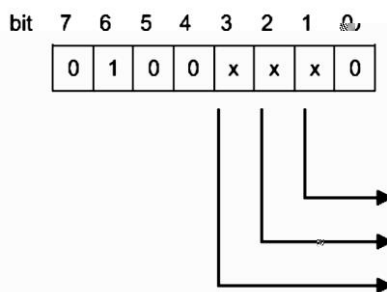
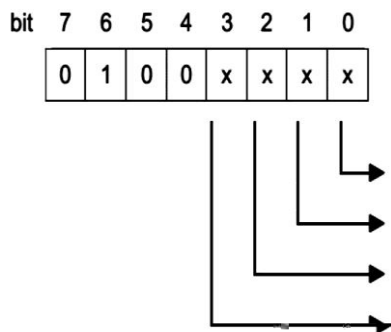
		
		
		
		
		
		
		
		
		
		

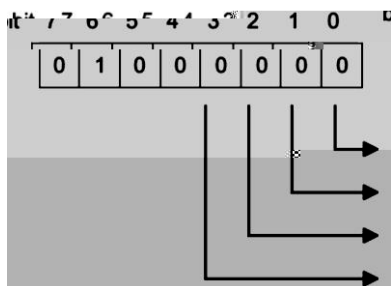
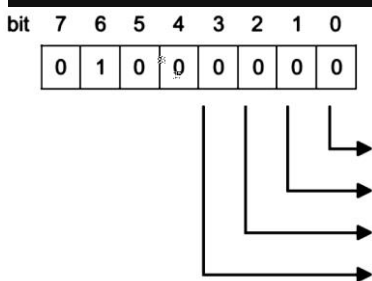
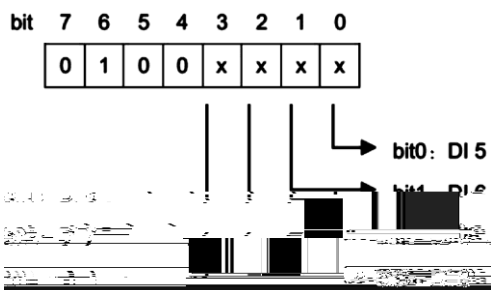
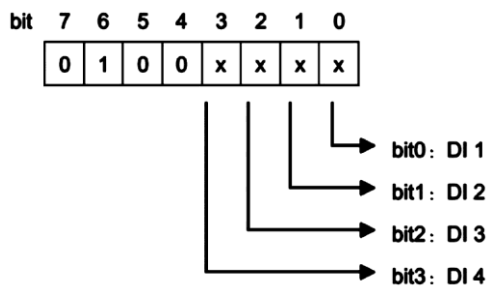
		
		
		
		
		
		














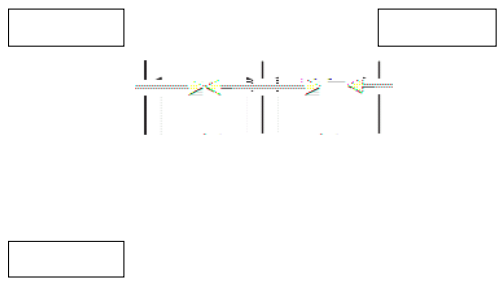




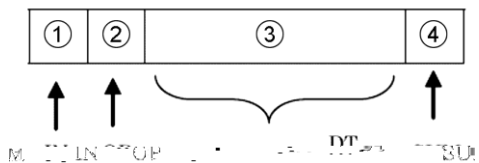
	0	1	2	3	4	5	6	7	8	9	A	B	C	D	E	F	
0		D	E		0	@	P	'	p				-	タ	ミ		⊗



7-4-6 ModBus-RTU
























8.

8-1

8-1

SC		
SC <sub>n</sub>		
S <sub>u</sub>		
oL		
tH		
dboH		
<del>FinE</del>		
CLEr		
UIEr		

8-2

RL 1			
RL 2 RL 3			
RL 4			
RL 5 RL 9			
RL 10			
RCER			
CnEr			
dCEr			
ES			
oH			
LvR			
Lvn			
Lvd			
oCH			
oCR			
oCn			
oCd			
oCPR			
oCPr			
oCPd			
oLR			
oLn			
oLd			
oUR			

oUn			
oUd			
oUP			
GRL 1			
GRL 2			
GRL 3			
PonG			
oPn o			
oPn i			
Gnd F			
FRn L			
rYoff			



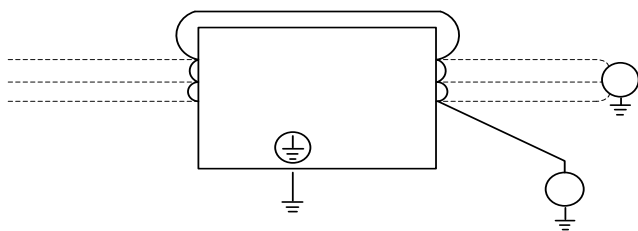
10.



10-1



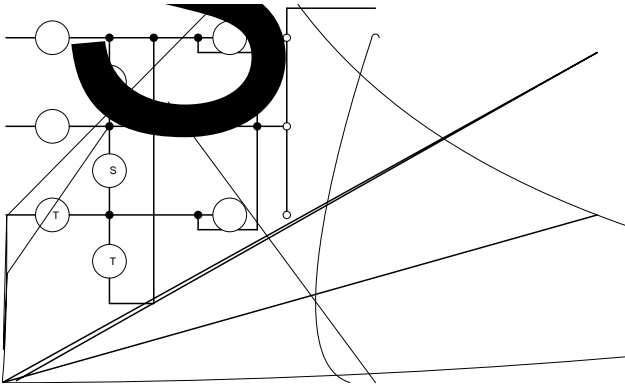
10-5



10-6







$$\frac{\text{功率[W]}}{\sqrt{3} \times \text{电压[V]} \times \text{电流[A]}} \times 100 = \text{功率因数}[\%]$$





10-7

10-5







11-4


---

---



13.


---

2024 2

U1001

TEXC-HS702-004